

HDPM6000B

Technical Data Sheet

HDPM6000B uses the PowerLogic™ HDPM6000 platform to provide voltage measurement, data logging and full Ethernet communication

The HDPM6000B is built on the HDPM6000 platform, which provides power quality analysis with waveform capture, voltage and current Total Harmonic Distortion (THD). HDPM6000B features utility grade accuracy metrics for amps, volts, power factor, kW and kWh. Each unit can monitor either four or eight circuits and supports 120/208 V, 240/416 V, 230/400 V and 277/480 V busway systems. HDPM6000B supports standard CT sizes from 75 to 4000 amps, all from the same board. It also provides environmental monitoring for temperature and humidity via one-wire add-on sensors, sold separately.

Combine up to 24 four-circuit or eight-circuit modules for up to 192 circuits.

The flexible design of the HDPM6000 platform is ideal for today's environment of constant additions, continual moves and location adjustments. Its design allows for easy installation, as well as simple integration and operation. Stocked with a common chipset, web-based UI and upgradeable firmware, the HDPM6000 platform delivers a high quality power metering solution.

Applications

Ideal for large critical and non-critical building applications such as data centers, industrial facilities, infrastructure and other similar environments.



Market solutions

Markets that benefit from a solution that includes HDP6000B:

- Data centers
- Industrial facilities
- Healthcare facilities
- Manufacturing
- Many other critical and non-critical facilities

Benefits

- Modular platform approach provides scalability and minimizes integration costs, start up time and operational expenses.
- Provides power quality metrics down to the branch circuit allowing users to effectively monitor circuit loads, manage power consumption, allocate energy costs and maximize uptime across their facilities.
- Makes energy and power quality data immediately actionable and relevant to operational and sustainability goals


Competitive advantages

- Asset management
 - Identify increased harmonics in the rack servers to detect a potential disruption
 - Total Harmonics Distortion
 - Waveform capture
- Display and web page visualization
 - Optional touchscreen display accesses meter data
 - User-friendly web interface allows configuration of branch circuits and commissioning of meter system
- Data logging and software monitoring
 - Data logging and on-board memory storage
 - EcoStruxure™ PME and PSO integration
- Busway solution
 - Modular, distributed architecture meets data center requirements in an all-in-one solution

Power management solutions

Schneider Electric provides innovative power management solutions to increase your energy efficiency and cost savings. Maximize electrical network reliability and availability, and optimize electrical asset performance.

HDPM6000B



Measurements

- Current per branch and sum of all phases
- Energy (kWh) per branch and sum of all phases
- Real Power (kW) per branch and sum of all phases
- Apparent Power (kVA) per branch and sum of all phases
- Reactive Power (kVAR) per branch and sum of all phases
- Current waveform capture
- Current THD
- Power factor (signed, to show leading or lagging current) per branch and average of all phases for multi-phase logical circuits

Features guide

Web interface	For configuration and live data access
Supported protocols	Modbus TCP/IP, SNMP, BACnet
Data storage and logging	8 GB Class 10 SD card included
Alarms	On-board user-configurable alarms and alerts
Input	One-wire temperature and humidity sensor input
Display	Seven-segment display of address or serial number
Power quality analytics	Waveform capture and current THD

Technical specifications

Electrical characteristics

CT support	20-4000 A with internal burdened resistor and 250 mV signal (no shunting blocks required)
CT options	Solid-core or split-core type current transformers with a maximum voltage of 480 V. CTs are accurate from 1 to 100% of the range and are factory calibrated to ensure system accuracy.
Bus cabling	CAT6, maximum of 51.2 m (168 ft.) total cable length


Environmental characteristics

Operating temperature	-20 to 60 °C
Storage temperature	-40 to 85 °C
Relative humidity	5 to 90% non-condensing
Maximum operating altitude	2,000 m
Non-operating altitude	15,000 m
Noise level	< 65 dba at six feet from the PQM
Mounting location	Not suitable for wet locations. For indoor use only.

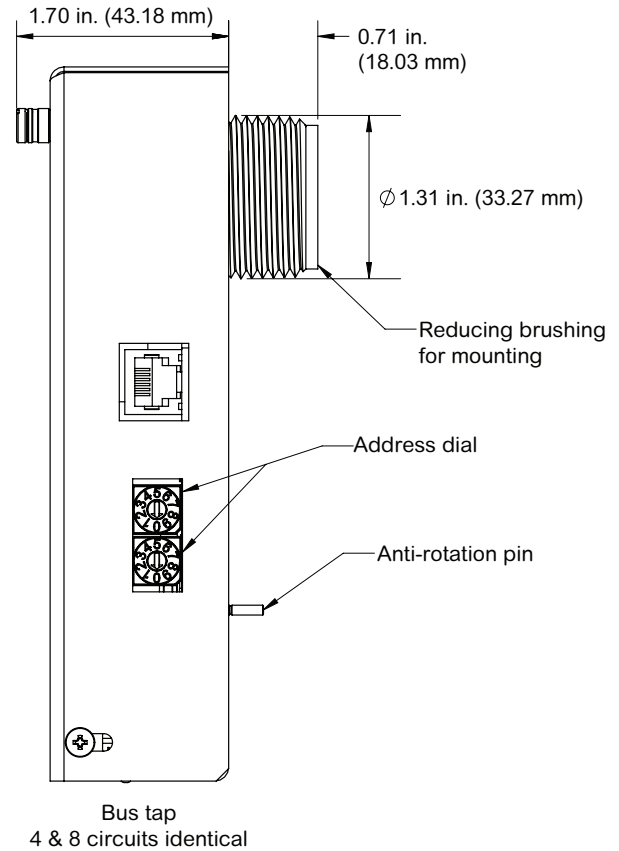
Note: For detailed electrical specifications on measurement voltage and power supply input voltage, refer to the HDPM6000 Technical Datasheet.

Dimensions

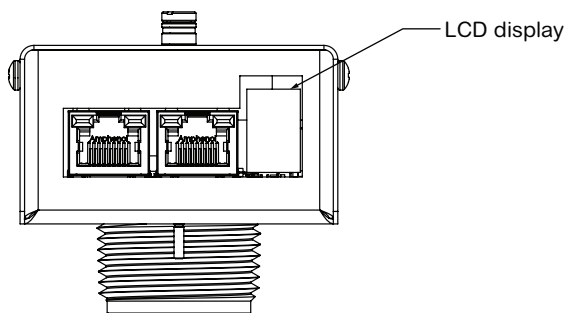
Top view



Side view



Front view



Commercial References

Model	Description
HDPM6000B Busway Modules	
METSEHDPM6BT4	HDPM 4ckt Bus Tap Card
METSEHDPM6BT8	HDPM 8ckt Bus Tap Card
HDPM6000 Head Unit	
METSEHDPM6S208VC	HDPM, 60Hz, 208v
METSEHDPM6S480VC	HDPM, 60Hz, 480v
METSEHDPM6S208VD	HDPM, 50Hz, 208v

Model	Description
METSEHDPM6S480VD	HDPM, 50Hz, 480v
METSEHDPM6PSV240	HDPM PS 24VDC 60watt
METSEHDPM6PSV500	HDPM PS 24VDC 90watt
Power Supplies	
METSEHDPM6PSV240*	HDPM PS 24VDC 60watt
METSEHDPM6PSV500*	HDPM PS 24VDC 90watt

*Phoenix Contact power supply.

Schneider Electric
12345 SW Leveton Drive
Tualatin, OR 97062 USA
+1-503-598-4564
se.com

As standards, specifications and designs develop from time to time, please contact Schneider Electric for confirmation of the information given in this document.

Design: Schneider Electric
Photos: Schneider Electric

HDPM6000B Busway Meter
PLSED310177EN

© 2020 - Schneider Electric - All rights reserved.

06-2020
Rev: B

Life Is On

Schneider
Electric